

SUBJECT: Year 9 Design & Technology

UNIT: Textiles

Health and Safety

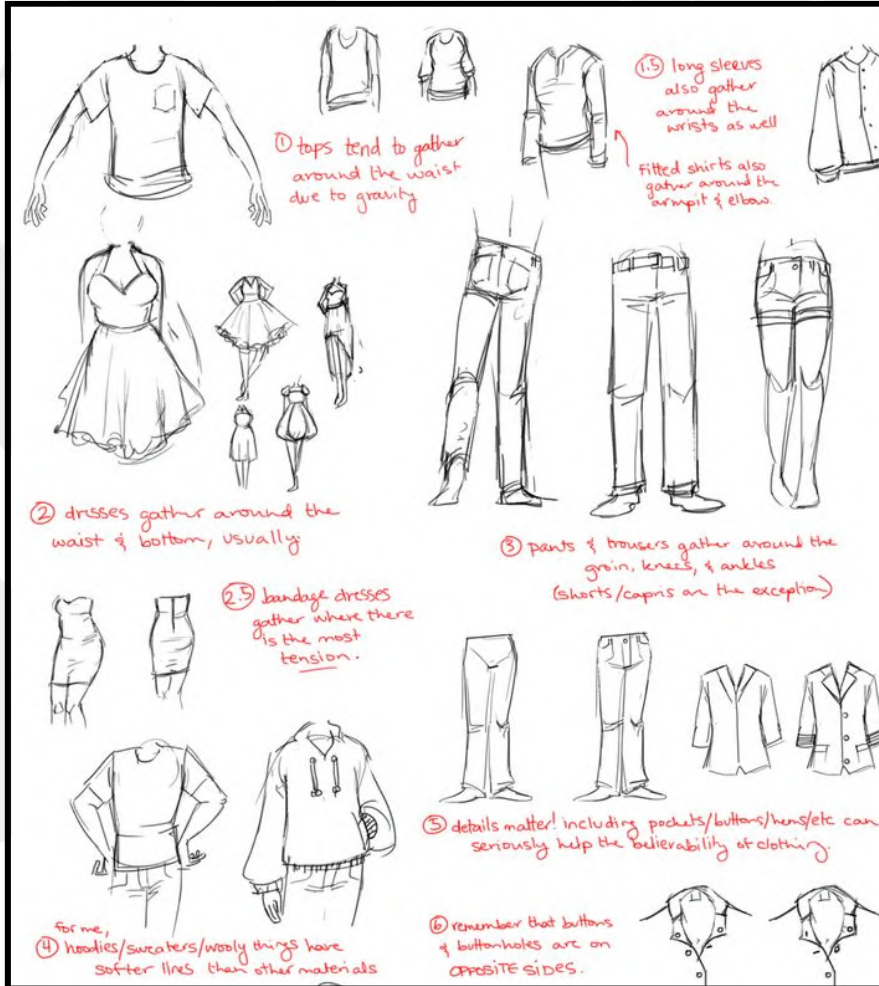
Walk safely and calmly around the classroom/workshop

If using a sewing machine, follow staff instructions carefully

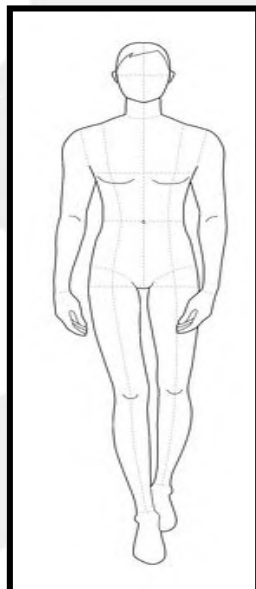
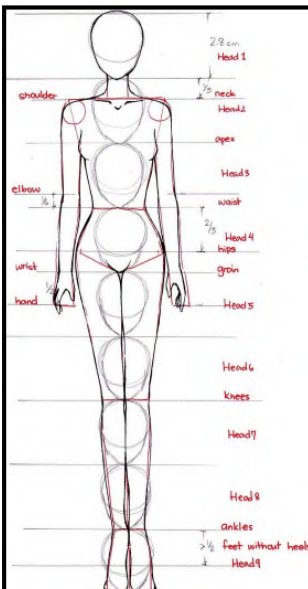
When you are not using your needle, keep

If you need to move around with scissors, hold around the closed blades, facing down.

Only one person at a time on a sewing machine



Fashion Drawing




What is a fashion Croquis?

A Croquis is a drawing of a fashion model that you trace over to design clothing. You can also call it a fashion figure or template.


Threading up a Machine




Textile processes



Tie dye: a resist method of dyeing fabric. Create a pattern using string or elastic bands and a unique pattern will be re-




Stencilling: cutting card patterns and sponging fabric paint into the gaps to create lettering or images on the fabric.



Distressing/cutting:

Using scissors to cut and knot fabrics, adding weaving or tassels.



Block print printing onto fabric using fabric paint on a wooden or foam block.