

SUBJECT: Year 7 Design & Technology
UNIT: Textiles

Health and Safety

**Walk safely and calmly
around the classroom/
workshop**

**When you are not using your needle,
keep it in the same safe place**

If you need to move around with scissors, hold around the closed blades, facing down.

Clear any spills

Do not enter room without teacher present

When using a needle, keep your fingers well clear.

Small textile Equipment



Fabric Scissors: these should only be used for cutting fabric



Sewing needle: A needle used in hand sewing to pull thread through cloth

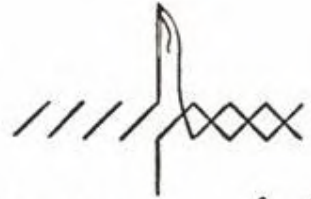


Pins: Used to hold fabric together temporarily

Textile processes



Stem Stitch



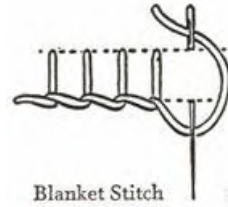
Cross Stitch



Chain Stitch



French Knots

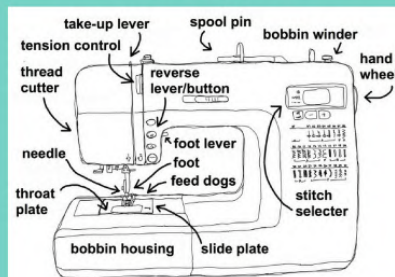


Blanket Stitch




Appliqué is decorative needlework in which pieces or patches of fabric in different shapes and patterns are sewn or stuck onto a larger piece to form a picture

Parts of a Sewing Machine



Threading up a Machine



Annotation of Design Ideas

